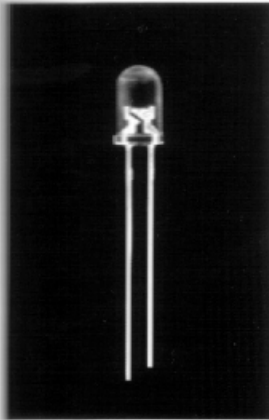


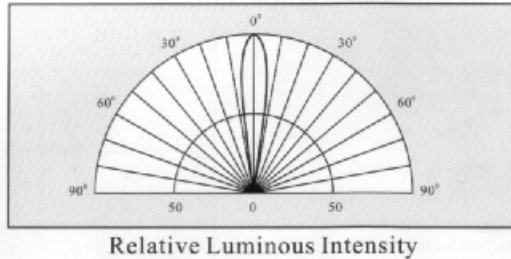
Mono-Color/ Φ 5 Series



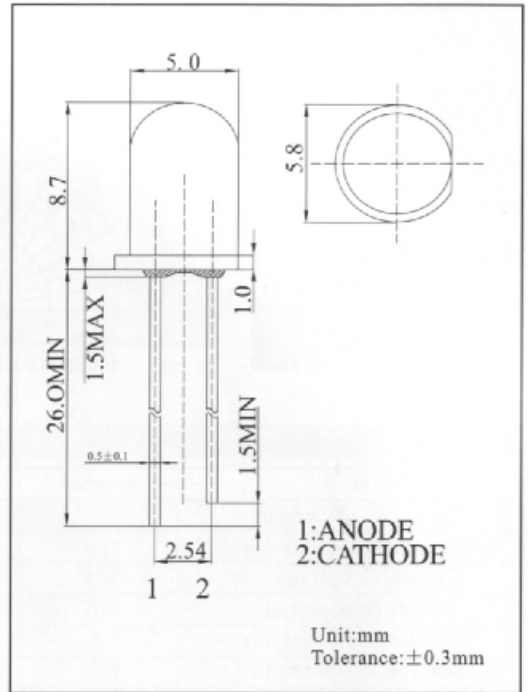
Characters

● Viewing angle 15 deg

Directive characteristics (Ta=25°C)



Package Outlines (Unit:mm)



Absolute Maximum Ratings (Ta=25°C)

Item	Symbol	Value	Unit
DC Forward Current	IF	30	mA
Pulse Forward Current	IFP	100*1	mA
Reverse Voltage	VR	5	V
Power Dissipation	PD	120	mW
Operating Temperature	Topr	-30~+80	°C
Storage Temperature	Tstg	-30~+100	°C

*1 Duty 1/10 Pulse Width 10 ms

Electrical and Optical Characteristics

Part Number*2	Emitting Color	Lens Type	Forward Voltage VF (V)		Chromaticity Coordinates*4				Luminous Intensity Iv (mcd)*3		Reverse Current IR (μA) AT VR=5V
			Typ.	Max.	x		y		Typ.	Max.	
					Min.	Max.	Min.	Max.			
Working Current: IF=20mA											
OSPW5111A	White	Water Clear	3.4	4.0	0.19	0.29	0.21	0.28	8000	25000	<10
OSPK5111A	Pink	Water Clear	3.4	4.0	0.35	0.45	0.15	0.25	2500	5000	<10

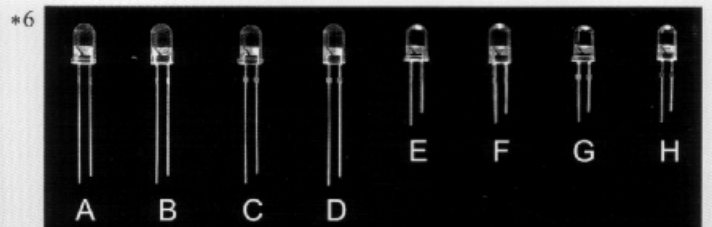
Electrical and Optical Characteristics

Part Number*2	Emitting Color	Lens Type	Forward Voltage VF(V)		Dominant Wavelength λd (nm)*5		Luminous Intensity Iv (mcd)*3		Reverse Current IR (μA) AT VR=5V
			Typ.	Max.	Typ.	Max.	Typ.	Max.	
OSUB5111A	Blue	Water Clear	3.4	4.0	470	475	3500	7000	<10
OSPG5111A	Pure Green	Water Clear	3.4	4.0	525	530	12000	25000	<10
OSBG5111A	Bluish Green	Water Clear	3.4	4.0	505	510	12000	20000	<10
OSSV5111A	Violet	Water Clear	3.4	4.0	400	405	500	1000	<10

- *2 See table for Luminous Intensity Ranks
- *3 Axial Direction (Luminous Intensity)
- *4 Please refer to CIE 1931 chromaticity diagram
- *5 Devices are sorted by 5nm wavelength ranges
- *6 Other types please refer to photo and page 7

Package

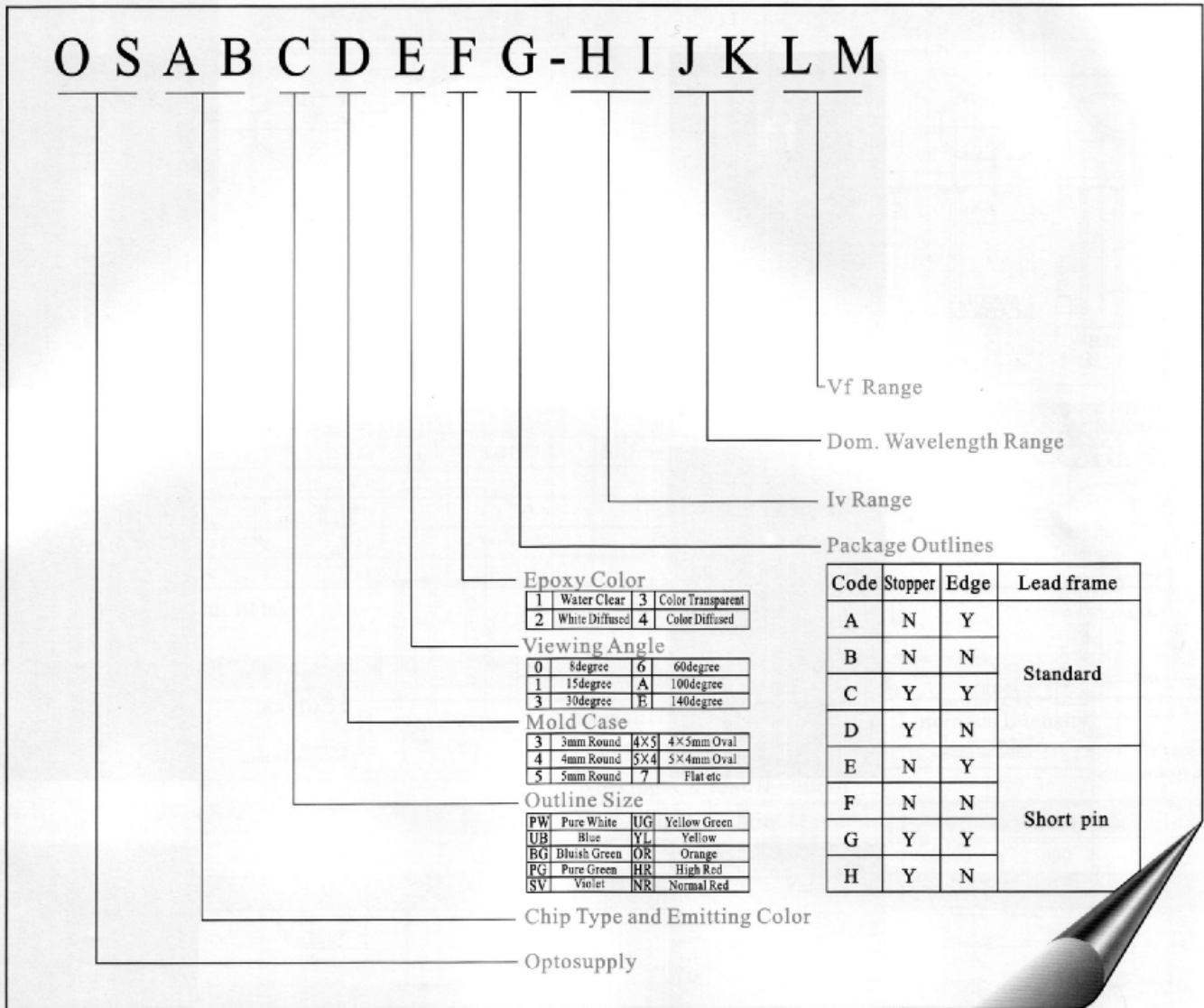
Bulk..... 100pieces/bag (Code No.1)
 Bulk..... 500pieces/bag (Code No.5)



LED



Part Number Formation:



Intensity Standard

BIN	Range(mcd)	BIN	Range(mcd)
B	20-30	N	2180-3000
C	30-45	O	3000-4200
D	45-68	P	4200-5800
E	68-100	Q	5800-7000
F	100-150	R	7000-8400
G	150-220	S	8400-10000
H	220-330	T	10000-12000
I	330-500	U	12000-14400
J	500-750	V	14400-18000
K	750-1120	W	18000-22000
L	1120-1560	Y	22000-25000
M	1560-2180	Z	25000-30000

Forward Voltage

BIN	Range(V)	BIN	Range(V)
1	-1.6	A	3.2-3.4
2	1.6-1.8	B	3.4-3.6
3	1.8-2.0	C	3.6-3.8
4	2.0-2.2	D	3.8-4.0
5	2.2-2.4	E	4.0-4.2
6	2.4-2.6	F	4.2-4.4
7	2.6-2.8	G	4.4-4.6
8	2.8-3.0	H	4.6-4.8
9	3.0-3.2	I	4.8-5.0